

iEA Software Installation


3.1 Product Registration

In order to receive technical support you **MUST** register your products. Your information will be kept on file and referenced before any support is administered. You may register online by going to: <http://www.atsnm.com/registration.htm>. Your information is kept confidential and will not be shared.

3.2 Installing Software

INSTALL iEA SOFTWARE:

Insert the Product Software USB.



Windows 10, 8, 7 or Vista:

If the USB does not auto-run, click on **Open folder to view files** in the AutoPlay window and then double click on **InstallATSPROgrams**. If the AutoPlay windows does not come up - right click the **Start** button and select **File Explorer**. Navigate to the installation USB (usually drive "D") and double click **InstallATSPROgrams**. Refer to the picture below.

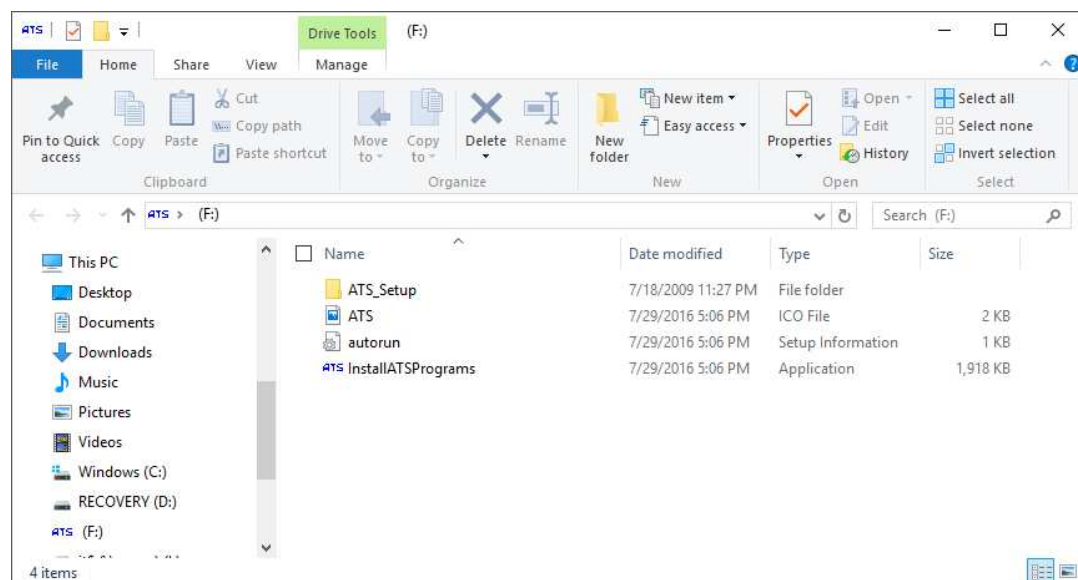


Figure 3-1 setup

Single click on the iEA icon.



Figure 3-2 software install



NOTE:

ELS8 or Escope LTD software and drivers must be installed before use of the IEA software.

Be patient, the installer will take a few moments to load from the CD.

At this point you will see the "Installation Wizard" window. Select **Next** and accept all default settings.

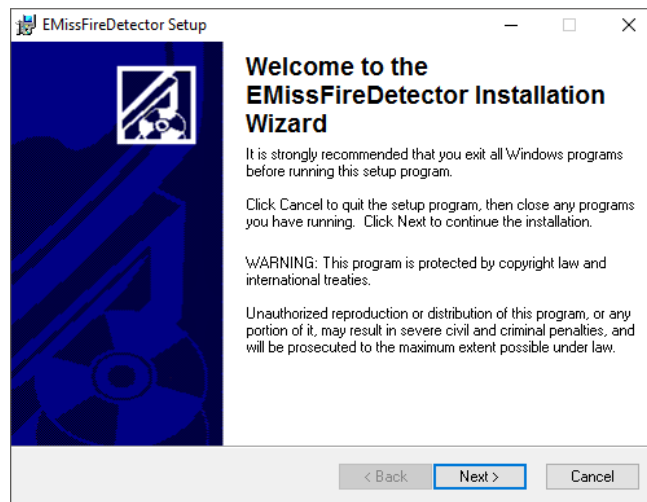


Figure 3-3 install wizard

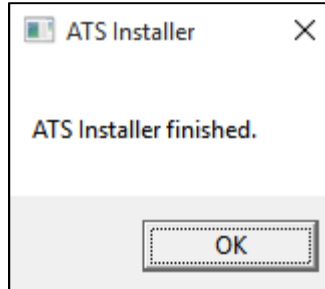


Figure 3-4 installer

A shortcut for the IEA has been placed on your desktop. Click this shortcut to start the IEA.

AUTHORIZATION CODE:

The ATS IEA (Emissfire) Detector program will require an authorization code in order to activate it. Make sure the IEA or EScope Limited is connected to your computer.

When you open the ATS IEA (Emissfire) Detector program it will display **Your IEA/EScope Ltd Serial Number:**

Once you have this number; call 800-572-6112 or email the above information to us at **support@atsnm.com**.

You will be given an activation code:

Enter the activation code and press enter.

You are now ready to run the ATS IEA Program.

3.3 Flash Videos

If you have problems running the Flash videos within the IEA program you may need to download the latest version of the Adobe Flash Player. You can get this by going to <http://get.adobe.com/flashplayer> and clicking Download the [Adobe® Flash® Player system plug-in](#) link.

3.4 Software Updates

Keep your IEA up to date!
Go to <http://www.atsnm.com/els8.html> for the latest updates.

3.5 Additional Information

If you have an internet security program like “Norton Internet Security” it may warn you that the IEA program is trying to access the internet the first time you run it. If this happens tell the security to **unblock** the IEA program. The IEA program needs to be unblocked so that it can communicate with other ATS products for the MultiTool function.

I would like to personally thank you for choosing ATS. At ATS we stand behind our products and we are proud of the service we give to our customers. If you have any questions concerning the use of ATS IEA Detector, please call us at 800-572-6112.

Sincerely,

A handwritten signature in blue ink, appearing to read "Bernie Thompson". The signature is fluid and cursive, with a large, sweeping flourish at the end.

Bernie Thompson
President
Automotive Test Solutions, Inc.